


140 mm



Operation Instruction

— Direct Replacement

Product Name: T8 U-Bend- Plug & Play
Model: LED-15U6-8XXBC-G3

200 mm

1. Product Features:

- UL Listed. Complies with Part 15 of the FCC rules.
- Glass Construction: Does not age, yellow or bend.
- Plug and Play Installation – works with electronic ballast. Works with many instant start, rapid start, and programmed start Electronic ballasts.

2. Installation Instructions:

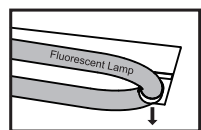
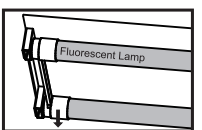
- 1.) Turn off power at the light switch and breaker before installation.
- 2.) If necessary, remove lens or diffuser.
- 3.) Allow the luminaire to cool, then carefully remove the old lamp.
- 4.) Install new lamp. Use existing hook to support the lamp.
- 5.) If necessary, re-install lens or diffuser.
- 6.) Turn on power and confirm proper operation.

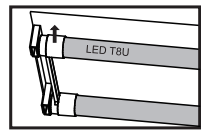
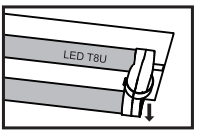
⚠ Safety Precautions:
For your safety and the safety of others, please read the entire installation instructions before installation.

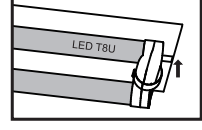
- 1.) Warning – risk of shock. Disconnect power before installation.
- 2.) Product should be installed by a qualified electrician
- 3.) LED-T8U lamp for use only with products described and installed in accordance with product specifications. LED T8U lamp to be operated with fluorescent electronic ballast.
- 4.) NOT FOR EMERGENCY LIGHTING
- 5.) Do not use with dimmers.

INSTALLATION INSTRUCTIONS

- 1) Make Sure Power is OFF.
- 2) Remove lens or diffuser (if applicable)
- 3) Remove existing fluorescent lamps from the luminaire.



- 4) Bring LED lamp to luminaire, ensure that the LED lamp front points away from the back of the luminaire and insert lamp pins into luminaire lamp holders.



- 5) Insert lamp holder that on the other side of lamp pins into metal hook of the luminaire.


- 6) Place lens or diffuser back in place (if applicable)
- 7) Power ON.

DO NOT INSTALL THIS LAMP IN A PRE-HEAT LUMINAIRE.

N'INSTALLEZ PAS CETTE LAMPE DANS UN APPAREIL D'ÉCLAIRAGE DE PRÉCHAUFFAGE.

THIS LAMP ONLY OPERATES ON ELECTRONIC BALLASTS. IF LAMP DOES NOT LIGHT WHEN THE LUMINAIRE IS ENERGIZED, REMOVE LAMP FROM LUMINAIRE AND CONTACT LAMP MANUFACTURER OR QUALIFIED ELECTRICIAN.

CETTE LAMPE OPERE SEULEMENT AVEC LE BALLAST ELECTRONIQUE. SI LA LAMPE NE S'ALLUME PAS QUAND L'APPAREIL D'ECLAIRAGE ACTIVE, ENLEVEZ LA LAMPE DE L'APPAREIL D'ECLAIRAGE ET CONTACTEZ LE FABRICANT DE LAMPE OU UN ELECTRICIEN QUALIFIE.

CAUTION RISK OF FIRE - IF THE LAMP OR LUMINAIRE EXHIBITS UNDESIRABLE OPERATION (BUZZING, FLICKERING, ETC.), IMMEDIATELY TURN OFF POWER, REMOVE LAMP FROM LUMINAIRE AND CONTACT MANUFACTURER.

ATTENTION RISQUE DE FEU - SI LA LAMPE OU LE LUMINAIRE MONTRE DES SIGNES D'OPERATION INDESIRABLE (BRUIT, VIBRATION, CLIGNOTEMENT, ETC.), ALORS COUPER IMMÉDIATEMENT LE COURANT ET ENLÈVER LA LAMPE DE L'APPAREIL D'ÉCLAIRAGE ENTRER EN CONTACT AVEC LE FABRICANT.

4. Safety Information:

- (1) Check the lamp before installation, if there is any damage caused during transportation, do not install.
- (2) Maintenance should be carried out by technical personnel only.
- (3) Do not stare at the light source with bare eyes for a long period of time, or beam to others's eyes.
- (4) Do not place any objects on the lamp.
- (5) Keep the lamp away from flame or high temperature objects.
- (6) Only for indoor use.
- (7) Only replace with same type of LED tube! Risk of electrical shock!
- (8) If the glass lamp tube is broken, the lamp must be disposed of immediately!

5. Maintenance Notes

- (1) Disconnect lamp from power supply before any maintenance.
- (2) Clean luminaire with dry cloth.
- (3) Do not clean the lamp with corrosive chemicals.
- (4) NOT FOR EMERGENCY LIGHTING.

This device complies with Part 15 of the FCC Rules.
 Operation is subject to the following two conditions:
 (1) This device may not cause harmful interference,
 and (2) this device must accept any interference
 received, including interference that may cause
 undesired operation.

Light Efficient Design
188 S. Northwest Highway Cary, IL 60013. USA
Tel: (847) 380-3540 www.led-lic.com